


H10 ZERO HALOGEN NO CLEAN SOLDER PASTE

FEATURES

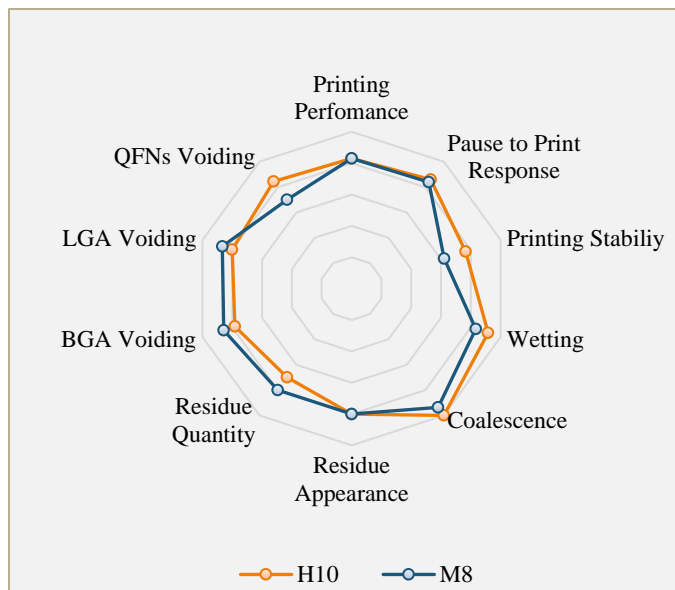
- Zero Halogen/Halide
- Excellent Wetting
- Low BTC and BGA Voiding
- High Reliability
- Print Capability to 0.50AR with T4
- Available in SAC305, REL22™, and REL61™



DESCRIPTION

H10 Zero Halogen No Clean Solder Paste was developed to be a high-performance paste with strong activity leaving minimal high SIR residues. H10 is capable transfer efficiency >90% on area ratios of 0.50. H10 wetting performance eliminates NWO (HiP) defects and improves pad coverage on all surface finishes. AIM H10 reduces voiding on BGA, BTC and LGA and improves electrochemical reliability on all low stand-off devices.

CHARACTERISTICS



HANDLING & STORAGE

PARAMETER	TIME	TEMPERATURE
Sealed Refrigerated Shelf Life	6 months	0°C-12°C (32°F-55°F)
Sealed Unrefrigerated Shelf Life	3 months	< 25°C (< 77°F)

Do not add used paste to unused paste. Store used paste separately; keep unused paste tightly sealed with internal plug or end cap in place. After opening, solder paste shelf life is environment and application dependent. See AIM’s paste handling guidelines for further information. Alloy and storage conditions may affect shelf life. Please refer to H10 Certificate of Analysis for product specific information.

CLEANING

Pre-Reflow: AIM DJAW-10 effectively removes H10 solder paste from stencils while in process. DJAW-10 can be hand applied or used in under stencil wipe equipment. DJAW-10 will not dry H10 and will enhance transfer properties. Do not over-apply DJAW-10. Do not apply DJAW-10 to stencil topside. Isopropanol (IPA) is not recommended in process but may be used as a final stencil rinse.

Post-Reflow Flux Residue: H10 residues can remain on the assembly after reflow and do not require cleaning. Where cleaning is mandated, AIM has worked closely with industry partners to ensure that H10 residues can be effectively removed with common defluxing agents. Contact AIM for cleaning compatibility information.

*Lead-free alloys.

*All information for reference only. Not to be used as incoming product specifications or for process design. Consult Certificate of Analysis for product specific information.

DISCLAIMER The information contained herein is based on data considered accurate and is offered at no charge. Product information is based upon the assumption of proper handling and operating conditions. Liability is expressly disclaimed for any loss or injury arising out of the use of this information or the use of any materials designated. Please refer to <http://www.aimsolder.com/terms-conditions> to review AIM’s terms and conditions.

REFLOW PROFILE

Detailed profile information may be found at <http://www.aimsolder.com/reflow-profile-supplements>. Contact AIM for additional information.

PRINTING

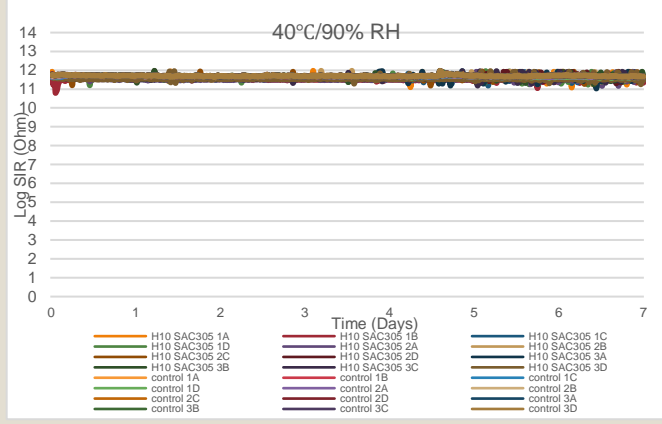

RECOMMENDED INITIAL PRINTER SETTINGS - DEPENDENT ON PCB AND PAD DESIGN	
Parameter	Recommended Initial Settings
Squeegee Pressure	0.5 – 1.0kg/25mm
Squeegee Speed	13 – 152 mm/second
Snap-off Distance	On Contact 0.00 mm
PCB Separation Distance	0.75 - 2.0 mm
PCB Separation Speed	3 - 20 mm/second

TEST DATA SUMMARY

NAME	TEST METHOD	RESULTS	
IPC Flux Classification	J-STD-004 B and C	ROLO	
NAME	TEST METHOD	TYPICAL RESULTS	IMAGE
Copper Mirror	J-STD-004 Current Rev 3.3.1.1 IPC-TM-650 2.3.32 JIS Z 3197:2012 8.4.2	No breakthrough Low Activity	
Corrosion	J-STD-004 Current Rev 3.3.1.2 IPC-TM-650 2.6.15 JIS Z 3197:2012 8.4.1	No Corrosion Low	
Quantitative Halides	J-STD-004 Current Rev 3.3.1.3 IPC-TM-650 2.3.28.1	<0.05% Low	Cl ⁻ = 0ppm Br ⁻ = 0ppm F ⁻ = 0ppm I ⁻ = 0ppm
Qualitative Halides, Silver Chromate	J-STD-004 Current Rev 3.4.1.1 IPC-TM-650 2.3.33 JIS Z 3197:2012 8.1.4.2.4	PASS	
Qualitative Halides, Fluoride Spot	J-STD-004 Current Rev 3.4.1.2 IPC-TM-650 2.3.35.1	PASS	
Halogen Content	J-STD-004 Current Rev 3.4.4 IPC-TM-650 2.3.28.1 EN 14582	PASS	Halogen Free

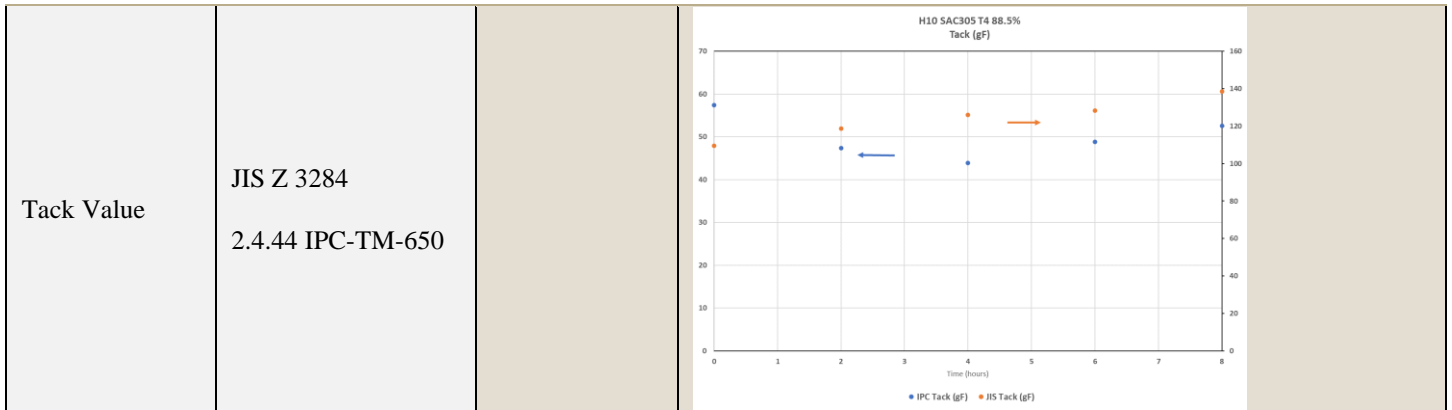
*All information for reference only. Not to be used as incoming product specifications or for process design. Consult Certificate of Analysis for product specific information.

DISCLAIMER The information contained herein is based on data considered accurate and is offered at no charge. Product information is based upon the assumption of proper handling and operating conditions. Liability is expressly disclaimed for any loss or injury arising out of the use of this information or the use of any materials designated. Please refer to <http://www.aimsolder.com/terms-conditions> to review AIM's terms and conditions.

NAME	TEST METHOD	TYPICAL RESULTS	IMAGE
Surface Insulation Resistance	J-STD-004 Current Rev 3.3.1.4 IPC-TM-650 2.6.3.7	No-clean state ≥ 100 MΩ Low	
Surface Insulation Resistance	J-STD-004 Current Rev 3.2.4.5 IPC-TM-650 2.6.3.3b	PASS	
Resistance to Electromigration	BELLCORE GR-78-CORE Issue 2 2007 13.2.7	PASS	
Flux Solids, Nonvolatile Determination	J-STD-004 Current Rev 3.3.2.1 IPC-TM-650 2.3.34	74% Solids Content	
Acid Value	J-STD-004 Current Rev. TM-650 2.3.13	174.2 mg KOH/g	
Viscosity (Malcom)	J-STD-005 Current Rev A 3.5.1 IPC-TM-650 2.4.34	150-210 Pas Typical (SAC305 T4)	
Visual	J-STD-004 Current Rev 3.3.2.5	PASS	
Slump	J-STD-005 Current Rev A 3.6 IPC-TM-650 2.4.35	PASS	

*All information for reference only. Not to be used as incoming product specifications or for process design. Consult Certificate of Analysis for product specific information.

DISCLAIMER The information contained herein is based on data considered accurate and is offered at no charge. Product information is based upon the assumption of proper handling and operating conditions. Liability is expressly disclaimed for any loss or injury arising out of the use of this information or the use of any materials designated. Please refer to <http://www.aimsolder.com/terms-conditions> to review AIM's terms and conditions.



*All information for reference only. Not to be used as incoming product specifications or for process design. Consult Certificate of Analysis for product specific information.

DISCLAIMER The information contained herein is based on data considered accurate and is offered at no charge. Product information is based upon the assumption of proper handling and operating conditions. Liability is expressly disclaimed for any loss or injury arising out of the use of this information or the use of any materials designated. Please refer to <http://www.aimsolder.com/terms-conditions> to review AIM's terms and conditions.